

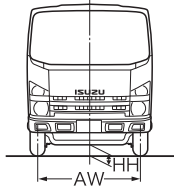
# ISUZU N62.150 6.2T GVW (STANDARD CAB)

MANUAL TRANSMISSION 4X2 RIGID CHASSIS/CAB

EURO 4

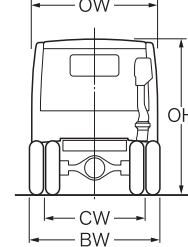
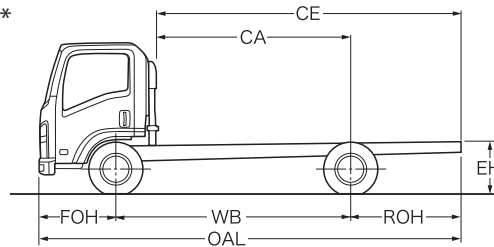
## IRL STANDARD VEHICLE PLATED WEIGHTS

GVW	6200KG
GTW	8250KG
GTW Optional	9700KG*



## IRL AXLE DESIGN WEIGHTS

Front	2800KG
Rear	4600KG



DUAL REAR TIRE

<b>MODEL CODE</b>	<b>29756</b>	<b>29758</b>	<b>29760</b>
<b>MODEL NAME</b>	<b>HJ5AYE</b>	<b>KJ5AYE</b>	<b>HJ5WYE</b>
<b>CAB TYPE</b>	(Day)	(Day)	(Crewcab)

## CHASSIS CAB WEIGHT (KG)

Vehicle Mass Unladen	Front	1600	1610	1755
	Rear	765	805	875
Total		2365	2415	2630
GVW		6200	6200	6200
Max. Permissible Trailer Weight		2050/3500*	2050/3500*	2050/3500*
Body & Payload Allowance		3835	3785	3570

<b>MODEL CODE</b>	<b>29756</b>	<b>29758</b>	<b>29760</b>
<b>MODEL NAME</b>	<b>HJ5AYE</b>	<b>KJ5AYE</b>	<b>HJ5WYE</b>
<b>CHASSIS TYPE</b>	(Day)	(Day)	(Crewcab)

## CHASSIS CAB DIMENSIONS (MM)

Wheelbase	WB	3395	3845	3395
Overall Length	OAL	6100	6750	6750
Overhang	Front	FOH	1110	1110
	Rear	ROH	1595	1795
Cab Gap	CB	157	157	71
C/L Front Axle to Rear of Cab	CA	505	505	1558
Recommended Body Length	BL	4422	4921	3281
Max. Body Length		4855	5323	3713
Chassis Frame Width		750	750	750
Recommended Body Width		2045	2045	2045
Recommended Maximum Body Width		2360	2360	2360
Cab Width	OW	2040	2040	2040
Overall Height (Unladen)	OH	2260	2260	2260
Chassis Height (Unladen)	EH	800	800	800
Minimum Road Clearance	HH	210	210	210
Track	Front	AW	1680	1680
	Rear	CW	1525	1525
Rear Axle Width	BW	2129	2129	2129

NPR U/ 0508/ GVW 6.2 T

\* Driver License and Tachograph Regulations Apply

1. Unladen weights exclude fuel, driver, spare wheel + carrier, tool kit and jack. (Tolerance +/- 3%).
2. Body lengths are given as a guide only. Bodybuilders are responsible for ensuring all legal requirements are met.
3. Maximum body lengths are calculated to remain within the maximum permitted overhang in Ireland of 60% of the wheelbase. Cab gaps may vary.
4. Isuzu Ireland shall have no liability whatsoever should the information supplied have incorrect data, descriptions or illustrations.
5. The Specifications given herein are based on the latest information available at the time this guide is released and may be changed at any time without prior notice.

Trucks for life  
**ISUZU**

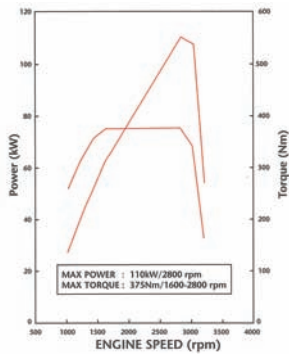
# ISUZU N62.150 6.2T GVW (STANDARD CAB)

MANUAL TRANSMISSION 4X2 RIGID CHASSIS/CAB

EURO 4

MECHANICAL SPECIFICATION (STANDARD EQUIPMENT)

N62.150 6.2T



## Engine 4JJ1 TC

- Isuzu turbo intercooled DOHC 4 cylinder diesel (Euro 4)

**Bore:** 95.4mm

**Stroke:** 104.9mm

**Capacity:** 2999cc

**Max Power:** 110kW (150bhp) at 2800rpm

**Max Torque:** 375N·m between 1600-2800rpm

**Injection Type:**

Common rail

**Euro 4 Compliance:**

EGR (Exhaust Gas Recirculation) with DPD (Diesel Particulate Defuser)

## Fuel Tank

**Capacity:** 100 litres

## Transmission

- 6-speed synchromesh MYY6S overdrive
- **Ratios:**

1st	5.979:1
2nd	3.434:1
3rd	1.862:1
4th	1.297:1
5th	1.000:1
6th	0.759:1
reverse	5.701:1

**Rear Axle Ratio:** 4.55:1

**Tyres:** 215/75 R17.5 radial, spare wheel and carrier

**Wheels:** Dual rear wheels 6.00J x 17.5, 6-stud

## Cab Exterior

- New aerodynamic Isuzu hexapod design white all steel cab
- Manual tilt to 45 deg.
- Laminated windscreen

- Plastic resin non-slip entry steps
- 90 deg. opening cab doors
- Zinc galvanised cab frame structure
- 2 flush mounted halogen headlamps with side mounted indicators
- Front tyre mud guards with spray suppression
- Steel reinforced composite front bumper with fog lights
- Colour coder front grille
- Keyless door entry and immobiliser

## Frame

Ladder type channel section straight side rails, rivetted upper flanges

## Cooling

**Radiator:** Tube and fin type

**Fan:** Plastic with viscous clutch

## Clutch

300mm diaphragm type with hydraulic actuation

## Cab Interior

- Flame resistant interior trim
- Vinyl floor matting
- Pillar mounted entrance grab handles both sides
- SRS air bags, driver and passenger

## Seats (all cloth)

- Drivers fully adjustable with head restraint
- Dual passenger seat with folding back
- Driver and outer passenger retractable diagonal seat belts with pre-tensioner
- Centre seat lap belt

## Vision

- Large foldable heated door mirrors
- Interior rear view mirror on collapsible mounting
- Driver and passenger sun visors
- Deep cut side windows to reduce blind spots
- Electric mirrors with driver control and lock
- Electric windows with driver control and lock

## Heating & Ventilation

- 4-speed blower
- Multiple cab vents

## Axles

**Front:** Reverse Elliott I-Beam

**Rear:** Banjo fully floating

## Suspension

**Front:** Parabolic Alloy steel leaf springs with hydraulic shock absorbers fitted. Anti Roll bar

**Rear:** Parabolic alloy steel leaf springs with hydraulic double acting telescopic shock absorbers fitted. Anti Roll bar

## Steering

- Recirculating ball type with full integral hydraulic power assistance
- Tilt and telescopic steering column

## Brakes

**System:** ABS Divided hydraulic, brake booster assisted with electronic brake distribution and anti slip regulations

**Front:** 310mm with ventilated discs with asbestos free pads

**Rear:** 275 x 30mm ventilated discs with asbestos free pads

**Park:** Mechanical drum brake rear of transmission

## Instruments

- Rev counter
- Tachograph, Digital Siemens VDO
- Speedometer with odometer & trip

**Gauges:** Fuel level and coolant temperature

## Switches & Electrical

- Electronic vehicle speed limiter set at 90kph
- Steering column mounted combination switch for indicators, headlamps (high main and side). Front and rear fog lights. Rear fog light and front fog lamps
- Wiper and washer (2 speed and intermittent)
- Exhaust brake
- Brake warning buzzer
- Steering wheel horn switch
- Hazard lights

- Head lamp levelling
- Interior light
- Key operation for quick cold start, start and stop
- Engine quick warm up
- Cigarette lighter
- Central Locking
- Reverse warning buzzer in cab
- ASR off/on
- DPD engaged/warning
- Fast engine idle

## Warning Lamps

- Battery charge
- Oil pressure
- Check brake system
- Low fuel
- Glow plug operation
- High beam and indicators
- Parking brake on
- Exhaust brake operation
- Fuel/water separator
- Check engine
- DPD engaged/warning
- ABS warning
- Service warning
- ASR on/off
- OBD
- Front and rear fog lamps
- Brake booster warning

## Toolkit

5000kg jack, with a small selection of hand tools

## Radio

RDS Radio/CD Player package

## Storage Space

- Compartment box
- Centre console tray
- Door pockets
- Centre facia pocket
- Pop out type cup holder
- Overhead roof shelf

## Ancillaries

**Starter:** Reduction type 24 V - 4.00 kW

**Alternator:** 24 V - 50 Amp

**Quick Start:** 4 glow-plugs on start relay QOS 2

**Battery:** 2 x 12 V - 75AH (maintenance free)

### The following optional items are available:

Chrome Wheel Trims · Isuzu Branded Mats · Suspension Seat · Satellite Navigation · Reversing Aids  
Wheelbase Extensions/Reduction · Air Suspension · PTO Switch

For further information please contact your local agent, ring us directly on  
**01 419 4500** or visit our website **www.isuzu.ie**

ISUZU IRELAND

PO BOX 3960

NAAS ROAD

DUBLIN 12

Trucks for life

**ISUZU**