

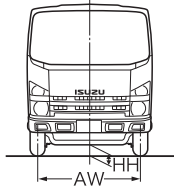
ISUZU N75.190 7.5T GVW

MANUAL TRANSMISSION 4X2 RIGID CHASSIS/CAB

EURO 4

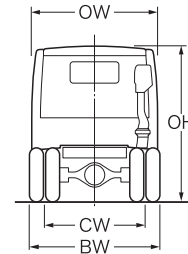
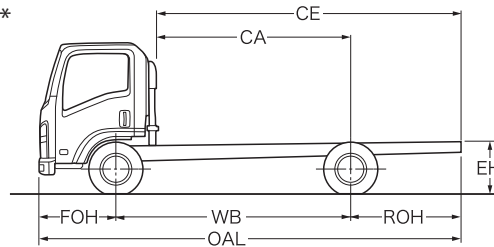
IRL STANDARD VEHICLE PLATED WEIGHTS

GVW	7500KG
GTW	8250KG
GTW Optional	11000KG*



IRL AXLE DESIGN WEIGHTS

Front	3100KG
Rear	6000KG



DUAL REAR TIRE

MODEL CODE	29762	29764	29766	29768
MODEL NAME	HL5VAYE	KL5VAYE	ML5VAYE	MLVWYE
CAB TYPE	(Day)	(Day)	(Day)	(Crewcab)

CHASSIS CAB WEIGHT (KG)

Vehicle Mass Unladen	Front	1775	1795	1850	2030
	Rear	850	870	930	1010
Total		2625	2665	2780	3040
GVW		7500	7500	7500	7500
Max. Permissible Trailer Weight		750/3500*	750/3500*	750/3500*	750/3500*
Body & Payload Allowance		4875	4835	4720	4460

MODEL CODE	29762	29764	29766	29768
MODEL NAME	HL5VAYE	KL5VAYE	ML5VAYE	MLVWYE
CHASSIS TYPE	(Day)	(Day)	(Day)	(Crewcab)

CHASSIS CAB DIMENSIONS (MM)

Wheelbase	WB	3365	3815	4475	4475
Overall Length	OAL	5985	6635	7815	7815
Overhang	Front	FOH	1110	1110	1110
	Rear	ROH	1510	1710	2230
Cab Gap	CB	265	265	265	71
C/L Front Axle to Rear of Cab	CA	505	505	505	1558
Recommended Body Length	BL	4267	4876	6096	5029
Max. Body Length		4597	5283	6350	5461
Chassis Frame Width		850	850	850	850
Recommended Body Width		2406	2406	2406	2406
Recommended Maximum Body Width		2507	2507	2507	2507
Cab Width	OW	2115	2115	2115	2115
Overall Height (Unladen)	OH	2265	2265	2265	2260
Chassis Height (Unladen)	EH	800	800	800	800
Minimum Road Clearance	HH	210	210	210	210
Track	Front	AW	1680	1680	1680
	Rear	CW	1650	1650	1650
Rear Axle Width	BW	2129	2129	2129	2129

NQR U/ 0508/ GVW 7.5 T

* Driver License and Tachograph Regulations Apply

1. Unladen weights exclude fuel, driver, spare wheel + carrier, tool kit and jack. (Tolerance +/- 3%).
2. Body lengths are given as a guide only. Bodybuilders are responsible for ensuring all legal requirements are met.
3. Maximum body lengths are calculated to remain within the maximum permitted overhang in Ireland of 60% of the wheelbase. Cab gaps may vary.
4. Isuzu Ireland shall have no liability whatsoever should the information supplied have incorrect data, descriptions or illustrations.
5. The Specifications given herein are based on the latest information available at the time this guide is released and may be changed at any time without prior notice.

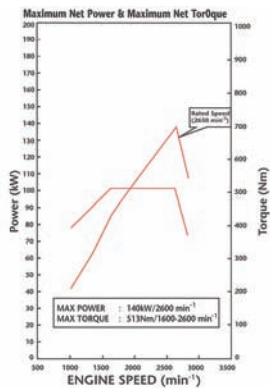
Trucks for life
ISUZU

ISUZU N75.190 7.5T GVW

MANUAL TRANSMISSION 4X2 RIGID CHASSIS/CAB

EURO 4

MECHANICAL SPECIFICATION (STANDARD EQUIPMENT)



Engine 4HK1 TC

- Isuzu turbo intercooled DOHC 4 cylinder diesel (Euro 4)

Bore: 115mm

Stroke: 125mm

Capacity: 5193cc

Max Power: 140kW

(190bhp) at 2600rpm

Max Torque: 513N·m

between 1500-2600rpm

Injection Type:

Common rail

Euro 4 Compliance:

EGR (Exhaust Gas Recirculation) with DPD (Diesel Particulate Defuser)

Fuel Tank

Capacity: 100 litres

Transmission

- 6-speed synchromesh MZZ6F overdrive
- **Ratios:** 1st 6.369:1
2nd 3.767:1
3rd 1.966:1
4th 1.355:1
5th 1.000:1
6th 0.782:1
reverse 6.369:1

Rear Axle Ratio: 4.10:1

Tyres: 215/75 R17.5 radial, spare wheel and carrier

Wheels: Dual rear wheels 6.00J x 17.5, 6-stud

Cab Exterior

- New aerodynamic Isuzu hexapod design white all steel cab
- Manual tilt to 45 deg.
- Laminated windscreen

- Plastic resin non-slip entry steps
- 90 deg. opening cab doors
- Zinc galvanised cab frame structure
- 2 flush mounted halogen headlamps with side mounted indicators
- Front tyre mud guards with spray suppression
- Steel reinforced composite front bumper with fog lights
- Colour coder front grille
- Keyless door entry and immobiliser

Frame

Ladder type channel section straight side rails, rivetted upper flanges

Cooling

Radiator: Tube and fin type

Fan: Plastic with viscous clutch

Clutch

325mm diaphragm type with hydraulic actuation

Cab Interior

- Flame resistant interior trim
- Vinyl floor matting
- Pillar mounted entrance grab handles both sides
- SRS air bags, driver and passenger

Seats (all cloth)

- Drivers fully adjustable with head restraint
- Dual passenger seat with folding back
- Driver and outer passenger retractable diagonal seat belts with pre-tensioner
- Centre seat lap belt

Vision

- Large foldable heated door mirrors
- Interior rear view mirror on collapsible mounting
- Driver and passenger sun visors
- Deep cut side windows to reduce blind spots
- Electric mirrors with driver control and lock
- Electric windows with driver control and lock

Heating & Ventilation

- 4-speed blower
- Multiple cab vents

Axles

Front: Reverse Elliott I-Beam

Rear: Banjo fully floating

Suspension

Front: Parabolic Alloy steel leaf springs with hydraulic shock absorbers fitted. Anti Roll bar

Rear: Parabolic alloy steel leaf springs with hydraulic double acting telescopic shock absorbers fitted. Anti Roll bar

Steering

- Recirculating ball type with full integral hydraulic power assistance
- Tilt and telescopic steering column

Brakes

System: ABS Divided hydraulic, brake booster assisted with electronic brake distribution and anti slip regulations

Front: 310mm with ventilated discs with asbestos free pads

Rear: 320 x 120mm drum with twin actuation self-adjusting asbestos free linings

Park: Mechanical drum brake rear of transmission

Instruments

- Rev counter
- Tachograph, Digital Siemens VDO
- Speedometer with odometer & trip

Gauges: Fuel level and coolant temperature

Switches & Electrical

- Electronic vehicle speed limiter set at 90kph
- Steering column mounted combination switch for indicators, headlamps (high main and side). Front and rear fog lights. Rear fog light and front fog lamps
- Wiper and washer (2 speed and intermittent)
- Exhaust brake
- Brake warning buzzer

- Steering wheel horn switch
- Hazard lights
- Head lamp levelling
- Interior light
- Key operation for quick cold start, start and stop
- Engine quick warm up
- Cigarette lighter
- Central Locking
- Reverse warning buzzer in cab
- ASR off/on
- DPD engaged/warning
- Fast engine idle

Warning Lamps

- Battery charge
- Oil pressure
- Check brake system
- Low fuel
- Glow plug operation
- High beam and indicators
- Parking brake on
- Exhaust brake operation
- Fuel/water separator
- Check engine
- DPD engaged/warning
- ABS warning
- Service warning
- ASR on/off
- OBD
- Front and rear fog lamps
- Brake booster warning

Toolkit

5000kg jack, with a small selection of hand tools

Radio

RDS Radio/CD Player package

Storage Space

- Compartment box
- Centre console tray
- Door pockets
- Centre facia pocket
- Pop out type cup holder
- Overhead roof shelf

Ancillaries

Starter: Reduction type 24 V - 4.00 kW

Alternator: 24 V - 50 Amp

Quick Start: 4 glow-plugs on start relay QOS 2

Battery: 2 x 12 V - 75AH (maintenance free)

The following optional items are available:

Chrome Wheel Trims · Isuzu Branded Mats · Suspension Seat · Satellite Navigation · Reversing Aids
Wheelbase Extensions/Reduction · Air Suspension · PTO Switch

For further information please contact your local agent, ring us directly on
01 419 4500 or visit our website **www.isuzu.ie**

ISUZU IRELAND

PO BOX 3960

NAAS ROAD

DUBLIN 12

Trucks for life

ISUZU